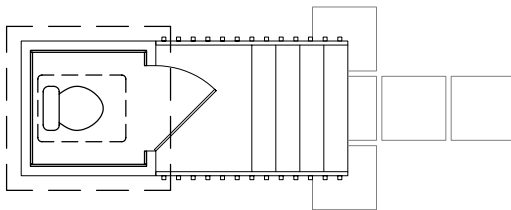
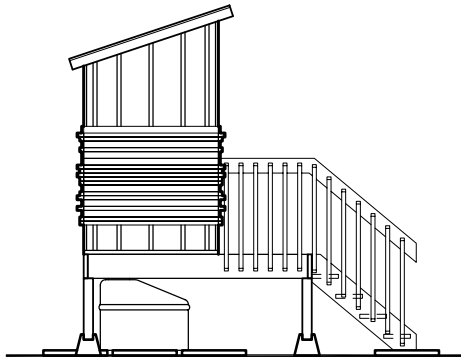
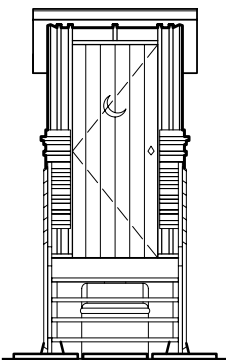



Outhouse

Milford, ON



This outhouse shelters a waterless composting toilet, accessible to users of the adjoining wildlife observatory located at the base of a limestone escarpment and next to a seasonal waterfall. The raised platform provides access to the large composting toilet chamber. Lapointe Architects designed and build the structure, one of many pavilions that allows the client to experience the varied natural features of their property.

AREA 24 sf
BUDGET \$ 8,000
STATUS Completed Fall 2010